

Studio Set Up Manual

Academic Production House



Welcome to Studio Set Up Manual APH!



Table of Content

01

Studio Set-Up for One Person

One Person Type A	
One Person Type B	01
One Person Type C	03
One Person Type D	05
One Person Type E	07
	09

02

Studio Set-Up for Two Persons

Two Persons Type A	
Two Persons Type B	11
Two Persons Type C	13
Two Persons Type D	15
	17

03

Studio Set-Up for Group

Group Type A	
Group Type B	19
Group Type C	21
Group Type D	23
	25

Preview Set-Up

One Person Type A



Output Camera 1

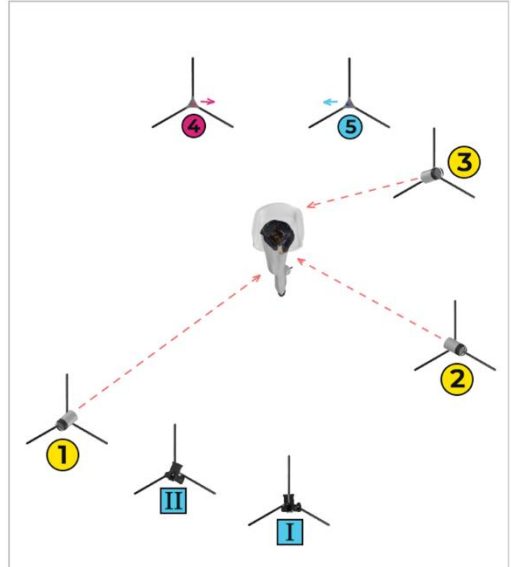


Output Camera 2

Layout Set-Up One Person Type A

Lighting

1. Key light: Amaran 200x (honeycomb)
 - a. Intensity : 16%
 - b. Temperature : 3900°K
2. Fill light: Amaran 200x (honeycomb)
 - a. Intensity : 2%
 - b. Temperature : 5700°K
3. Back light / Rim light: Aputure 60x
 - a. Intensity : 21%
 - b. Temperature : 4850°K
4. Background light: Soonwell 1
 - a. Intensity : Adjustable
 - b. Color : Adjustable
5. Background light: Soonwell 2
 - a. Intensity : Adjustable
 - b. Color : Adjustable



Layout Studio

Camera

- I. Sony A7S Mark II
 - a. Lens : G Master 24-70mm (35mm)
- II. Sony A7R Mark III
 - a. Lens : Samyang 85mm



Illustration Studio

Preview Set-Up

One Person Type B



Output Camera 1

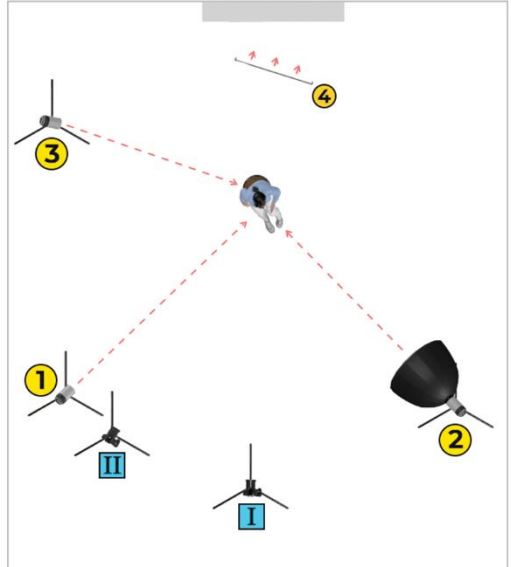


Output Camera 2

Layout Set-Up One Person Type B

Lighting

1. Key light: Amaran 200x (honeycomb)
 - a. Intensity : 5%
 - b. Temperature : 6500°K
2. Fill light: Amaran 200x (round diffuser)
 - a. Intensity : 28%
 - b. Temperature : 6500°K
3. Back light / Rim light : Aputure 60x
 - a. Intensity : 18%
 - b. Temperature : 5750°K
4. Background light: Soonwell (horizontal)
 - a. Intensity : 33%
 - b. Color : 6300°K



Layout Studio

Camera

- I. Sony A7S Mark II
 - a. Lens : G Master 24-70mm (35mm)
- II. Sony A7R Mark III
 - a. Lens : Samyang 85mm



Illustration Studio

Preview Set-Up
One Person Type C



Output Camera 1

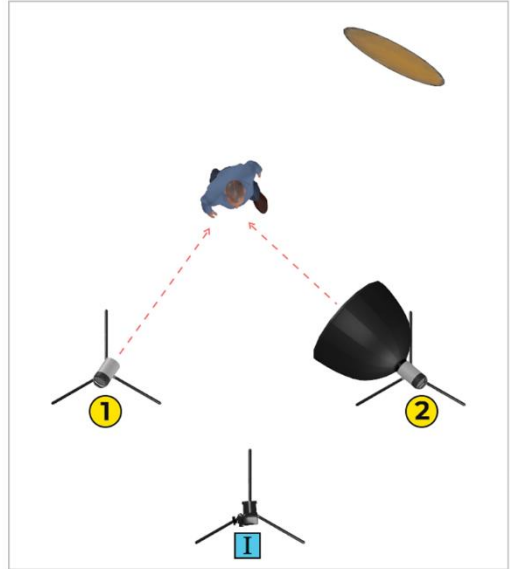


Output Camera 1

Layout Set-Up One Person Type C

Lighting

1. Key light: Amaran 200x (honeycomb)
 - a. Intensity : 7%
 - b. Temperature : 5600°K
2. Fill light: Amaran 200x (round diffuser)
 - a. Intensity : 7%
 - b. Temperature : 5600°K
3. Reflector
 - a. Sisi : Hitam (untuk menghilangkan pantulan hijau)



Layout Studio

Camera

- I. Sony A7R Mark III
 - a. Lens : G Master 24-70mm (38mm)



Illustration Studio

Preview Set-Up

One Person Type D



Output Camera 1

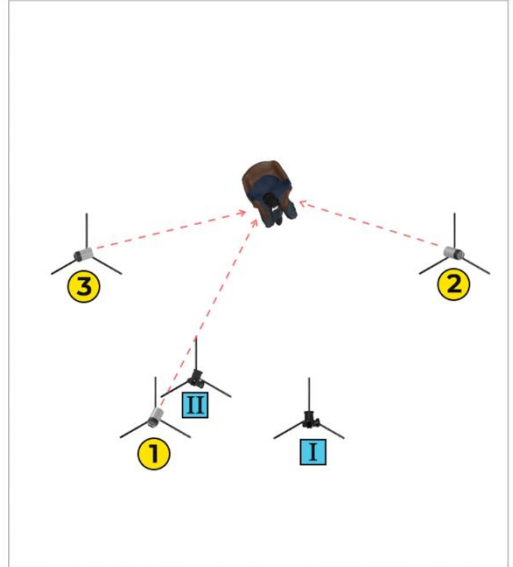


Output Camera 2

Layout Set-Up One Person Type D

Lighting

1. Key light: Amaran 200x (honeycomb)
 - a. Intensity : 6%
 - b. Temperature : 6000°K
2. Fill light: Amaran 200x (honeycomb)
 - a. Intensity : 6%
 - b. Temperature : 5500°K
3. Back light/Rim light: Aputure 60x (Diffuser)
 - a. Intensity : 7%
 - b. Temperature : 3400°K



Layout Studio

Camera

- I. Sony A7R Mark III
 - a. Lens : Manual lens 24mm
- II. Sony A7R Mark III
 - a. Lens : Sony 50mm f1.4



Illustration Studio

Preview Set-Up

One Person Type E



Output Camera 1



Output Camera 2

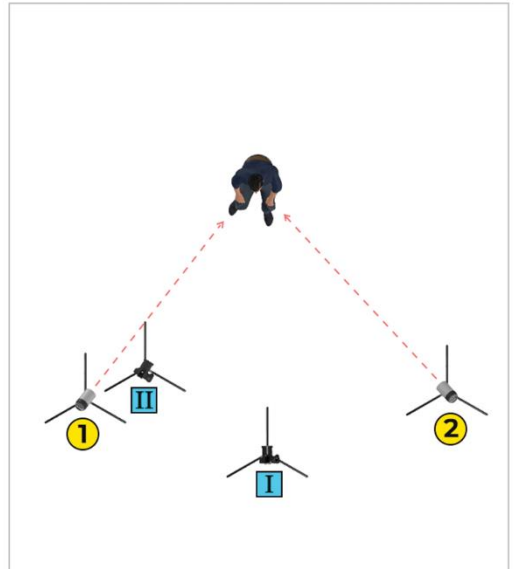
Layout Set-Up One Person Type E

Lighting

1. Key light: Amaran 200x (honeycomb)
 - a. Intensity : 9%
 - b. Temperature : 6300°K
2. Fill light: Amaran 200x (honeycomb)
 - a. Intensity : 2%
 - b. Temperature : 6300°K

Camera

- I. Sony A7S Mark II
 - a. Lens : G Master 24-70mm
- II. Sony A7R Mark III
 - a. Lens : Sony 50mm f1.4



Layout Studio



Illustration Studio

Preview Set-Up

Two Persons Type A



Output Camera 1



Output Camera 2

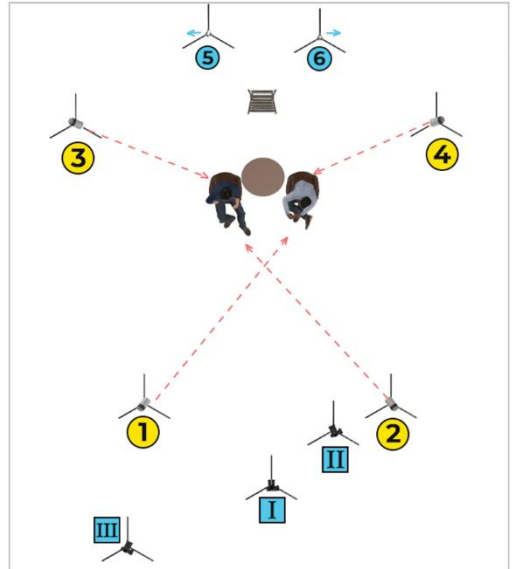


Output Camera 3

Layout Set-Up Two Persons Type A

Lighting

1. Key light 1: Amaran 200x (honeycomb)
 - a. Intensity : 9%
 - b. Temperature : 6500°K
2. Key light 2: Amaran 200x (honeycomb)
 - a. Intensity : 9%
 - b. Temperature : 6500°K
3. Back light/Rim light: Aputure 60x (diffuser)
 - a. Intensity : 6%
 - b. Temperature : 3650°K
4. Back light/Rim light: Aputure 60x (non diff.)
 - a. Intensity : 2%
 - b. Temperature : 3250°K
5. Background light: Soonwell I
 - a. Intensity : Adjustable
 - b. Color : Adjustable
6. Background light: Soonwell 2
 - a. Intensity : Adjustable
 - b. Color : Adjustable



Layout Studio

Camera

- I. Sony A7S Mark II
 - a. Lens : G Master 24-70mm
- II. Sony A7R Mark III
 - a. Lens : Sony 50mm f1.4



Illustration Studio

Preview Set-Up

Two Persons Type B



Output Camera 1



Output Camera 2



Output Camera 3a

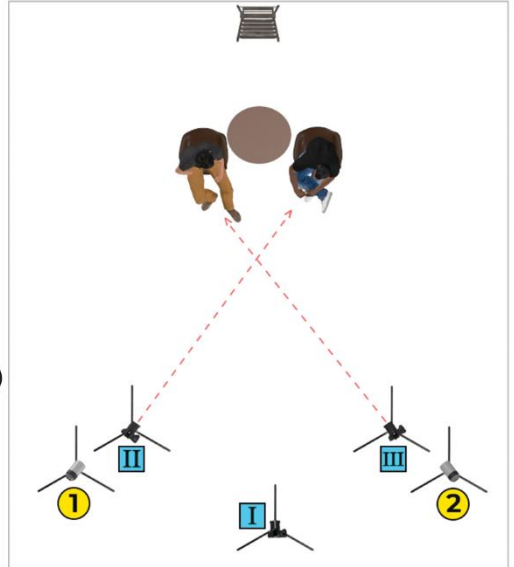


Output Camera 3b

Layout Set-Up Two Persons Type B

Lighting

1. Key light 1: Aputure 60x (diffuser)
 - a. Intensity : 14%
 - b. Temperature : 6200°K
2. Key light 2: Aputure 60x (non diffuser)
 - a. Intensity : 9%
 - b. Temperature : 6200°K
3. Back light/Rim light: Amaran 200x (softbox)
 - a. Intensity : 11%
 - b. Temperature : 3000°K



Layout Studio

Camera

- I. Sony A7R Mark III
 - a. Lens : G Master 24-70mm
- II. Sony A7R Mark III
 - a. Lens : Sony 50mm f1.4
- III. Sony A7R Mark III
 - a. Lens : G Master 70-200mm




Illustration Studio

Preview Set-Up

Two Persons Type C



Output Camera 1



Output Camera 2



Output Camera 3a



Output Camera 3b

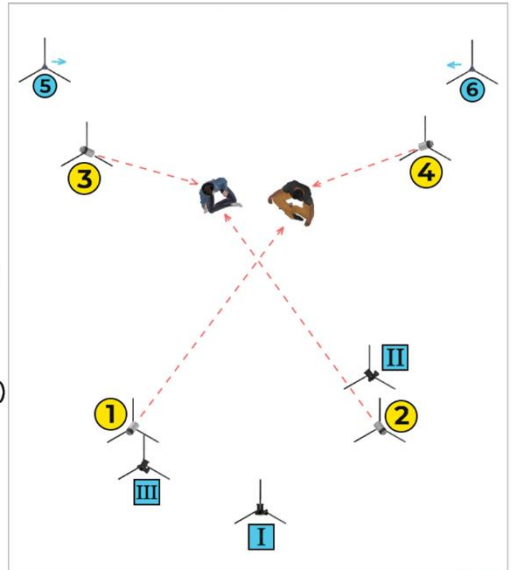


Output Camera 3c

Layout Set-Up Two Persons Type C

Lighting

1. Key light 1: Amaran 200x (honeycomb)
 - a. Intensity : 11%
 - b. Temperature : 6500°K
2. Key light 2: Amaran 200x (honeycomb)
 - a. Intensity : 11%
 - b. Temperature : 6500°K
3. Back light / Rim light: Aputure 60x (diffuser)
 - a. Intensity : 7%
 - b. Temperature : 3650°K
4. Back light / Rim light: Aputure 60x (non diff.)
 - a. Intensity : 3%
 - b. Temperature : 3250°K
5. Background light: Soonwell 1
 - a. Intensity : Adjustable
 - b. Color : Adjustable
6. Background light: Soonwell 2
 - a. Intensity : Adjustable
 - b. Color : Adjustable



Layout Studio

Camera

- I. Sony A7R Mark III
 - a. Lens : G Master 24-70
- II. Sony A7R Mark III
 - a. Lens : Sony 50mm f1.4
- III. Sony A7R Mark III
 - b. Lens : G Master 70-200mm



Illustration Studio

Preview Set-Up Two Persons Type D



Output Camera 1



Output Camera 2a



Output Camera 2b

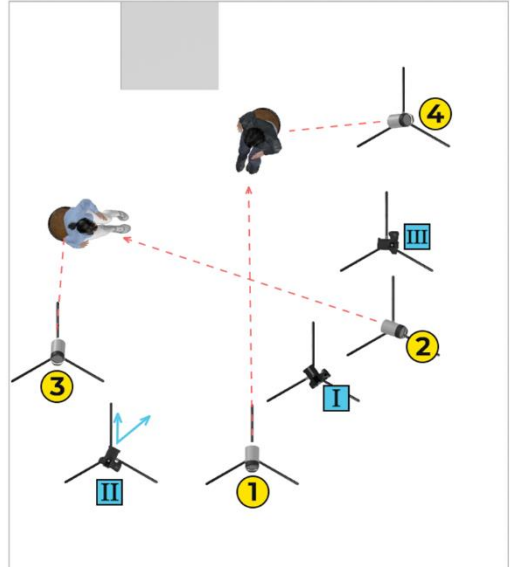


Output Camera 3

Layout Set-Up Two Persons Type D

Lighting

1. Key light 1: Amaran 200x (honeycomb)
 - a. Intensity : 9%
 - b. Temperature : 6300°K
2. Key light 2: Amaran 200x (honeycomb)
 - a. Intensity : 9%
 - b. Temperature : 6300°K
3. Back light/Rim light: Aputure 60x (diffuser)
 - a. Intensity : 6%
 - b. Temperature : 3650°K
4. Back light/Rim light: Aputure 60x (non diff.)
 - a. Intensity : 3%
 - b. Temperature : 3250°K



Layout Studio

Camera

- I. Sony A7R Mark III
 - a. Lens : G Master 24-70mm
- II. Sony A7R Mark III
 - a. Lens : G Master 70-200mm (135mm)
- III. Sony A7R Mark III
 - b. Lens : Sony 50mm f1.4



Illustration Studio

Preview Set-Up Group Type A



Output Camera 1



Output Camera 2a



Output Camera 3a



Output Camera 3b

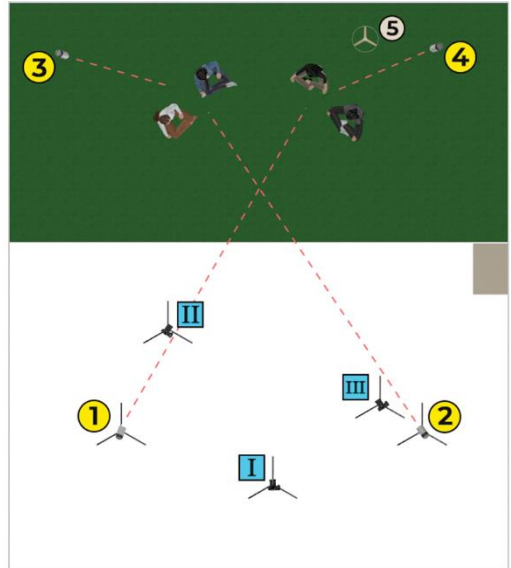


Output Camera 3c

Layout Set-Up Group Type A

Lighting

1. Key light 1: Amaran 200x (honeycomb)
 - a. Intensity : 14%
 - b. Temperature : 6300°K
2. Key light 2: Amaran 200x (honeycomb)
 - a. Intensity : 14%
 - b. Temperature : 6300°K
3. Back light/Rim light: Aputure 60x (diffuser)
 - a. Intensity : 8%
 - b. Temperature : 3600°K
4. Back light/Rim light: Aputure 60x (non diff.)
 - a. Intensity : 4%
 - b. Temperature : 3200°K
5. Ambience light : Standing lamp



Layout Studio

Camera

- I. Sony A7R Mark III
 - a. Lens : G Master 24-70
- II. Sony A7R Mark III
 - a. Lens : Sony 50mm f1.4
- III. Sony A7R Mark III
 - b. Lens : G Master 70-200mm



Illustration Studio

Preview Set-Up Group Type B



Output Camera 1



Output Camera 2



Output Camera 3a



Output Camera 3b

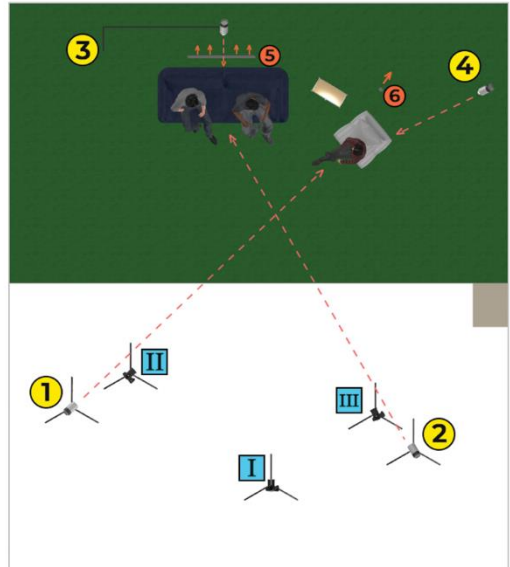


Output Camera 3c

Layout Set-Up Group Type B

Lighting

1. Key light 1: Amaran 200x (honeycomb)
 - a. Intensity : 15%
 - b. Temperature : 6500°K
2. Key light 2: Amaran 200x (honeycomb)
 - a. Intensity : 15%
 - b. Temperature : 6500°K
3. Back light/Rim light: Aputure 60x (diffuser)
 - a. Intensity : 8%
 - b. Temperature : 3650°K
4. Back light/Rim light: Aputure 60x (non diff.)
 - a. Intensity : 3%
 - b. Temperature : 3250°K
5. Background light: Soonwell 1
 - a. Intensity : Adjustable
 - b. Color : Adjustable
6. Background light: Soonwell 2
 - a. Intensity : Adjustable
 - b. Color : Adjustable



Layout Studio

Camera

- I. Sony A7R Mark III
 - a. Lens : G Master 24-70
- II. Sony A7R Mark III
 - a. Lens : Samyang 85mm
- III. Sony A7R Mark III
 - b. Lens : G Master 70-200mm



Illustration Studio

Preview Set-Up Group Type C



Output Camera 1



Output Camera 2



Output Camera 3a



Output Camera 3b

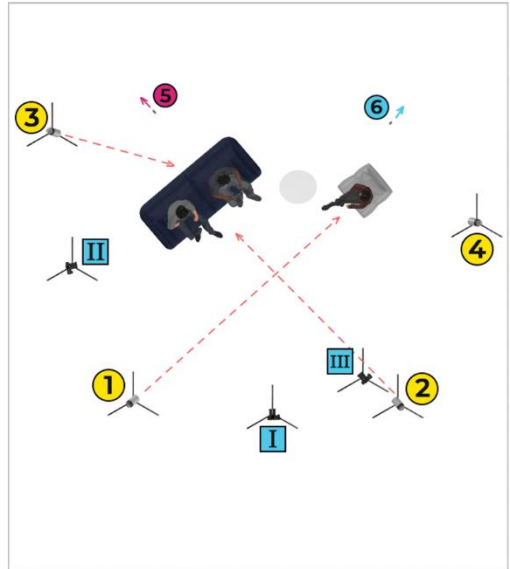


Output Camera 3c

Layout Set-Up Group Type C

Lighting

1. Key light 1: Amaran 200x (honeycomb)
 - a. Intensity : 13%
 - b. Temperature : 6200°K
2. Key light 2: Amaran 200x (honeycomb)
 - a. Intensity : 13%
 - b. Temperature : 6200°K
3. Back light/Rim light: Aputure 60x (diffuser)
 - a. Intensity : 9%
 - b. Temperature : 3650°K
4. Back light/Rim light: Aputure 60x (non diff.)
 - a. Intensity : 3%
 - b. Temperature : 3250°K
5. Background light: Soonwell 1
 - a. Intensity : Adjustable
 - b. Color : Adjustable
6. Background light: Soonwell 2
 - a. Intensity : Adjustable
 - b. Color : Adjustable



Layout Studio

Camera

- I. Sony A7R Mark III
 - a. Lens : G Master 24-70
- II. Sony A7R Mark III
 - a. Lens : Samyang 85mm
- III. Sony A7R Mark III
 - b. Lens : G Master 70-200mm



Illustration Studio

Preview Set-Up
Group Type D

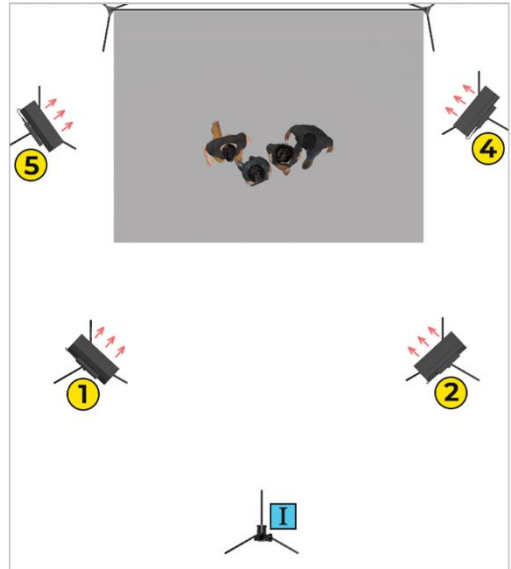


Output Camera 1

Layout Set-Up Group Type D

Lighting

1. Key light 1: Alist AL1280II Plus
 - a. Intensity : 8%
 - b. Temperature : 5400°K
2. Key light 2: Alist AL1280II Plus
 - a. Intensity : 8%
 - b. Temperature : 5400°K
3. Back light/Rim light: Alist AL1280II Plus
 - a. Intensity : 3%
 - b. Temperature : 5600°K
4. Back light/Rim light: Alist AL1280II Plus
 - a. Intensity : 3%
 - b. Temperature : 5600°K



Layout Studio

Camera

- I. Sony A7R Mark III
 - a. Lens : Sony 50mm f1.4



Illustration Studio

The logo for UGM CHANNEL is centered within a white circle. The letters 'UGM' are in a bold, dark blue font, with a small yellow square positioned at the top right of the letter 'G'. A thin yellow horizontal line is located directly beneath the 'UGM' text. Below this line, the word 'CHANNEL' is written in a smaller, dark blue, all-caps sans-serif font.

UGM
CHANNEL